

2017

FEEDBACK REPORT

Mankar College

REPORT ON FEEDBACK ANALYSIS ABOUT INSTITUTIONAL PERFORMANCE

(2017-18)



Prepared by IQAC, Mankar College

Students' Feedback about College Teaching Learning, College Infrastructure and Allied Activities

Introduction:

Feedback is an essential element of the teaching-learning process. Mankar College collects the students' feedback on different aspects, broadly in two subjects - first, students' response to individual teachers regarding their teaching skill, punctuality, capability, and second, students' response regarding overall performance of institution in terms of teaching infrastructure, socio-cultural activities and additional supports. The feedback has been collected from 3rd year students in hard copy form and thereafter has been analyzed by adopting arithmetic calculation of likert scale. Finally the analysis has been taken into the consideration for the development of infrastructure, teaching learning process and other essential issues.

Data Collection for 2017-18

Total 283 students have responded from all the honours teaching departments and from general course as well (Fig. 1). The students' feedback relating to institutional performance includes 18 parameters of five major dimensions. These dimensions are – teaching-learning aspects, teaching-learning infrastructure, extra-curricular activities & facilities, additional support & institutional infrastructure and social activities at college campus. There are 16 honours departments of which 4 departments have practical papers in their curriculum. So, the parameters relating to timeliness of practical work (Sl. no. 3), laboratory infrastructure (Sl. No. 6) and computer facilities (Sl. No. 7) have been judged by only these five departments – Geography, Computer Science, Mathematics and Commerce. However, rest of the parameters has been judged by all students of different departments.

Methodology:

To judge these aspects, rating scale technique has been adopted with five different points – excellent, good, fair, poor and very poor. For proper quantification, arithmetic scale (5, 4, 3, 2 and 1) has been assigned against this five point scale, five (5) for 'excellent', four (4) for 'good' and so on. Different numbers (n5 for 'excellent', n4 for 'good' and so on) of opinions have been quantified with the help of the

following equation. Total score of 'Understanding of the Course' = $(5 \times n_5 + 4 \times n_4 + 3 \times n_3 + 2 \times n_2 + 1 \times n_1) / N$. Thereafter all the derived scores have been presented in the table no. 1 and has been used for evaluation.

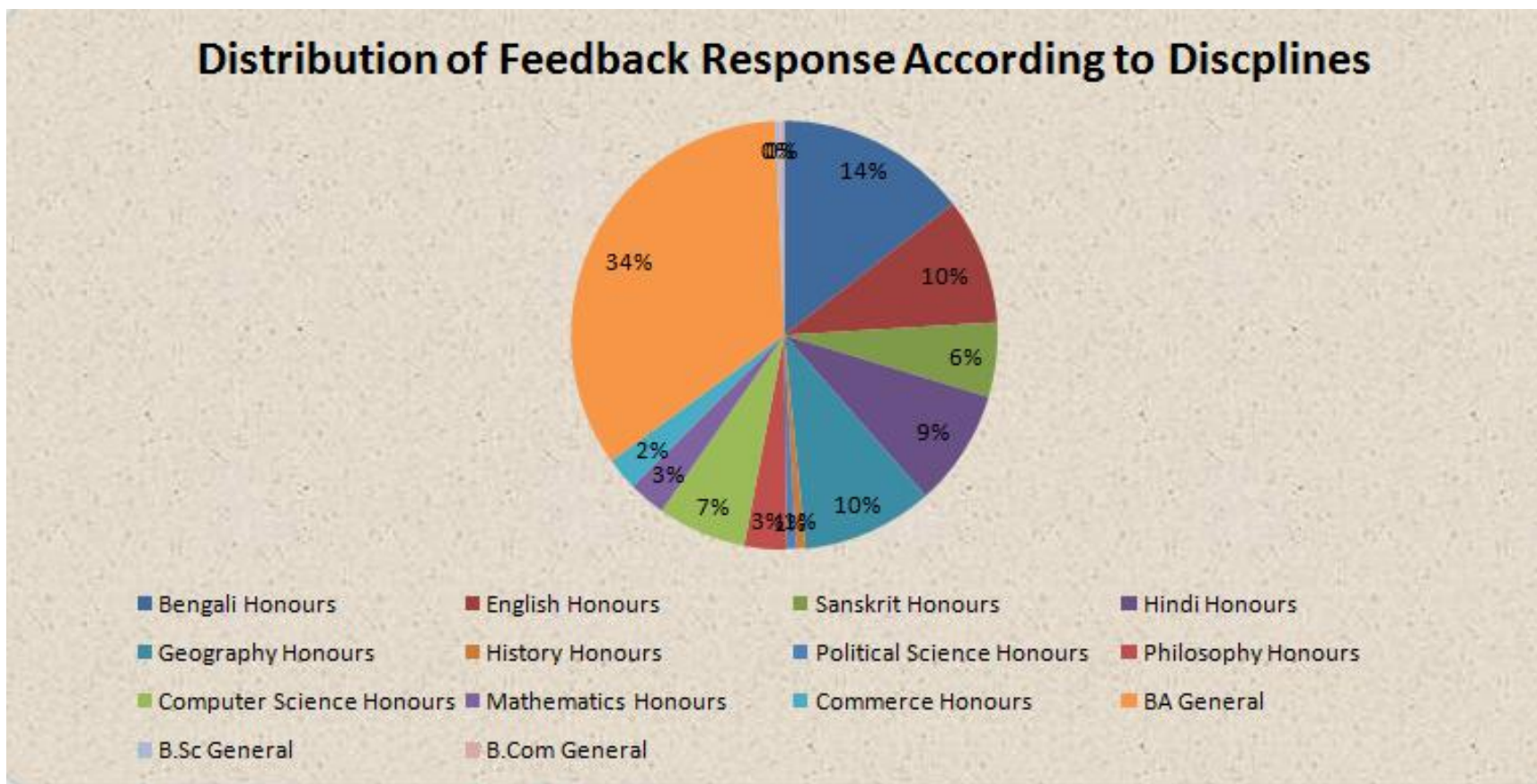


Fig. 1

Table No 1: Result of Students' Responses about Institutional Overall Performance

ITEMS	Excellent (1)	Good (2)	Fair (3)	Poor (4)	Very Poor (5)	Total	Score
Does the subject become easy to understand?	165	107	7	3	1	283	4.53
Completion of Syllabus	170	99	10	3	1	283	4.54
Timeliness of Practical work	44	23	4	1	1	73	4.48
Fairness of Evaluation	145	115	17	3	2	282	4.41
Library facilities	89	125	40	16	13	283	3.92
Laboratory equipments	48	16	8	0	1	73	4.51
Computer facilities	45	19	8	3	1	76	4.37
Recreation facilities	95	118	41	4	3	261	4.14
Extra-curricular activities	90	120	40	5	3	258	4.12
Sports facilities	100	112	38	7	3	260	4.15
Career counseling	109	118	29	3	2	261	4.26
Financial aids and Scholarship	103	99	33	4	2	241	4.23
Canteen facilities and drinking water facilities	126	105	23	3	4	261	4.33
Redressal of grievances	117	124	26	4	1	272	4.29
Commuting facilities	88	123	40	10	12	273	3.97
NSS and NCC activities	159	111	7	1	1	279	4.53
Extension activities	148	112	12	4	2	278	4.44
Campus cleanliness	178	79	20	4	2	283	4.51

Analysis:

- The analysis of the students' feedback clearly depicts satisfactory responses in all parameters as composite score stands above four (Good) in all cases, and five of them stands above 4.50. However, slight differences have been found among the parameters.
- Among all parameters completion of syllabus stands at top with a score of 4.54, whereas library facilities get lowest score (3.92).

- Students' responses in teaching-learning issues depict satisfactory responses and two of them above 4.5 (Fig. 2) signifying excellent performance of the institution regarding this.
- In the context of learning infrastructure, the score varies from 3.92 to 4.51 (Fig. 3), which is also a notion of positive response; though library facilities receive relatively poor response. But overall, the students highly appreciated teaching-learning infrastructural facilities such as library, laboratories and other facilities. Two items stand above 4.50 out of three.
- Students' feedback regarding extra-curricular activities and facilities is good and its score ranges from 4.12 to 4.15 (Fig.4). All values are much closed.
- In the context of additional support and other institutional infrastructure, students express their positive view except commuting facilities. Among all, the commuting facility stands at lowest position with a score of 3.97 (fig. 5). The other value ranges from 4.23 to 4.33.
- The feedback regarding social activities at college campus receives warm responses and overall performance is one of the best (Fig. 6).

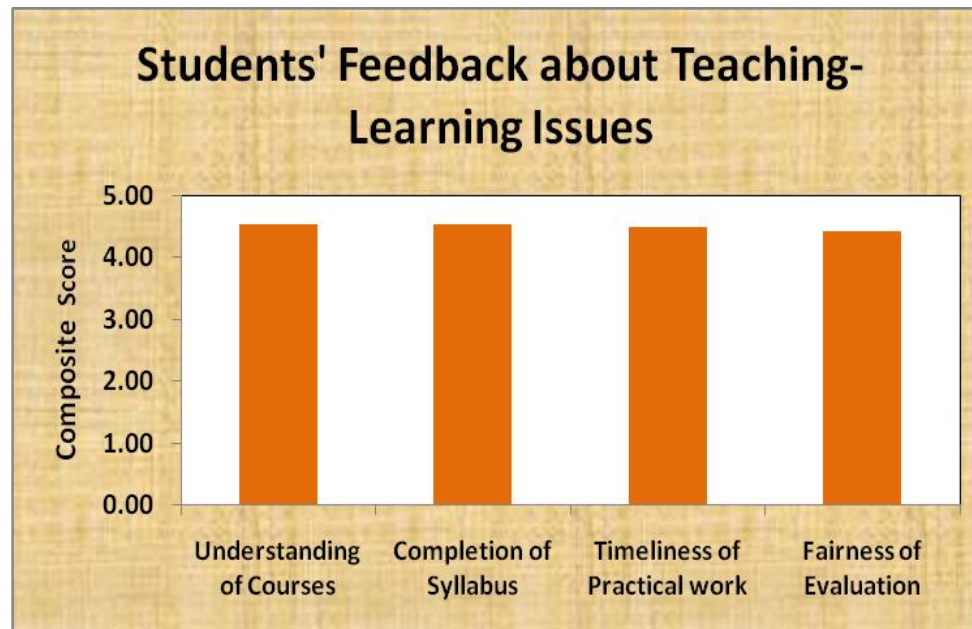


Fig. 2

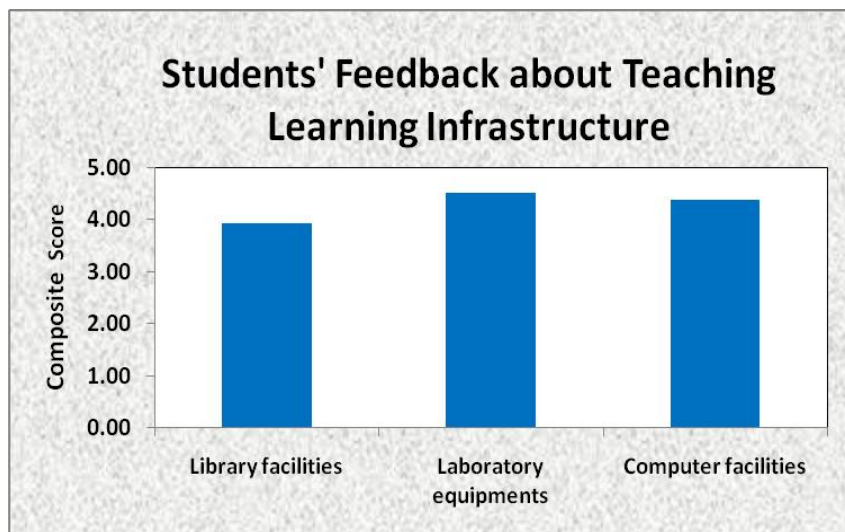


Fig. 3

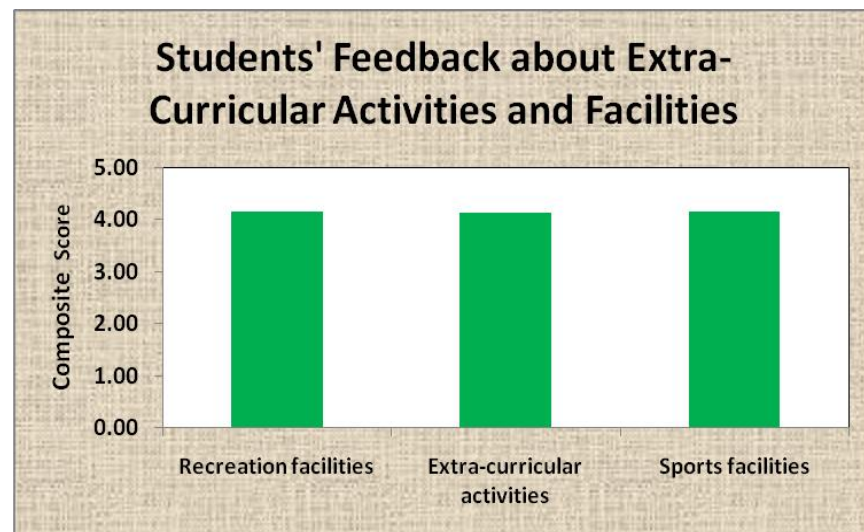


Fig. 4

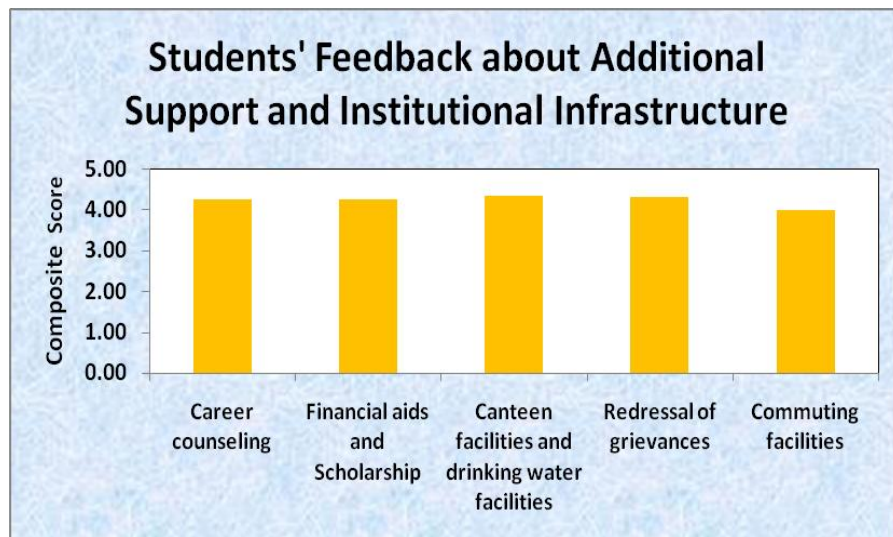


Fig. 5

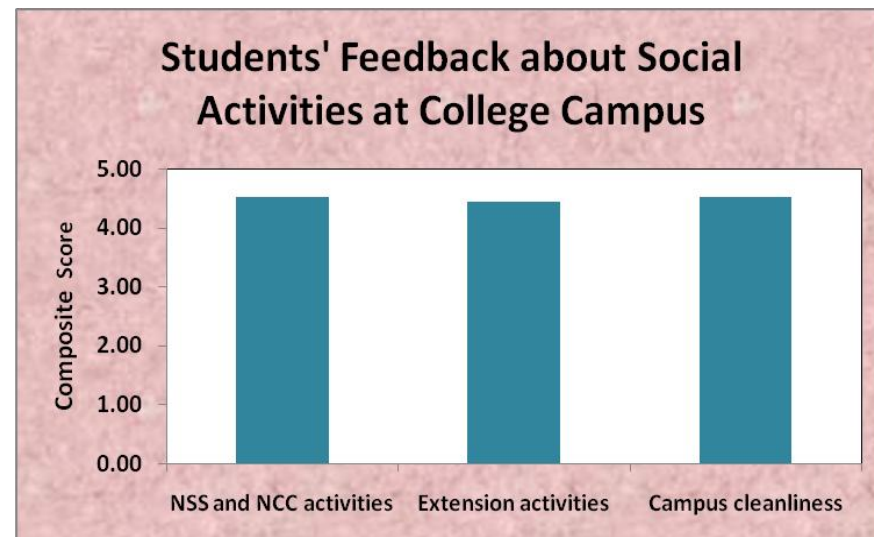


Fig. 6

Action Taken:

1. Decision of purchasing text and references book has been taken, keeping view of responses from feedback.
2. Initiation has been taken to purchase laboratory equipments as per needs of the practical based departments, especially for newly formed departments.
3. Few sports related equipments (for Cricket and Badminton) are decided to purchase to enrich the recreation facilities of college.
4. It is utmost difficult to arrange means of communication for the students coming from remote areas. So, students have to depend on the public transport system available in the region. Though, the increase in the numbers of e-rickshaws plying in the area has eased the problem to some extent.