



ANALYSIS OF RESULTS OF STUDENTS

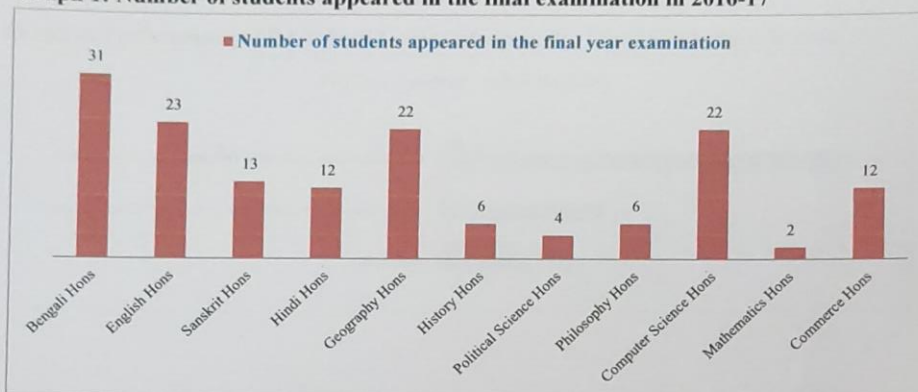
SESSION: 2016-17

MANKAR COLLEGE

The following port-folio deals with the number of students appeared in final examination, number of passed students in the final examination and the percentages of pass in the final examination of the college. The report starts from 2016-17 while ends with 2021-22. The report has been divided into two parts viz. the performance of the Honours students and General students


The following graphical presentation reflects the number of honour's students appeared in the final examination during 2016-17.

Graph 1: Number of students appeared in the final examination in 2016-17



The highest number of honour's students appeared in Honours was Bengali followed by English, Geography and Computer Science. The Department of Mathematics had shown meager level of students appeared in final examination.

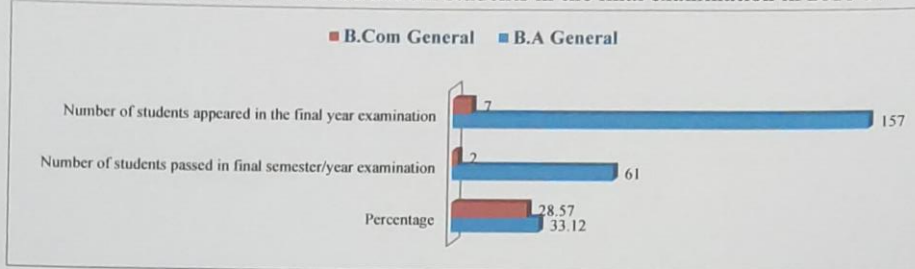
Graph 2: Number of students passed and Percentage in the final examination in 2016-17



The above graph represents the number of students passed and the percentage of pass in the final examination. It has been shown that the percentage results of Hindi, Political Science and Computer Science was very impressive. The notable results had also been reflected in some department such as Bengali, Sanskrit and Geography.

The BA general accounts for the highest number of students appeared and the magnitude was 157 and the percentage of passed student was 33.12 percent while the number of students appeared in B.Com general was 7 and the percentage of pass was 28.57 percent in the final examination in 2016-17. The B.Sc general was absent.

Graph 3: Performance of BA/B.Sc/B.Com students in the final examination in 2016-17



Shanta
22.8.17
Principal
Ramkrishna College