



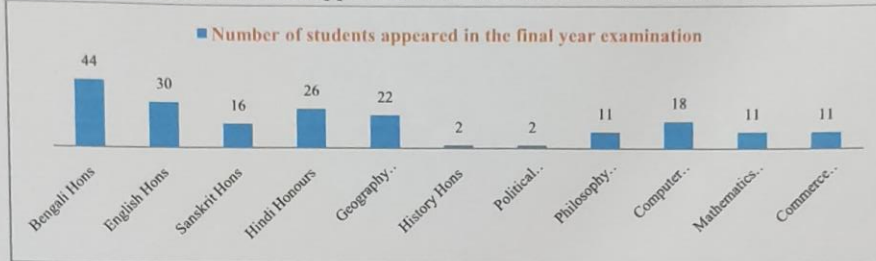
ANALYSIS OF RESULTS OF STUDENTS

SESSION: 2017-18

MANKAR COLLEGE

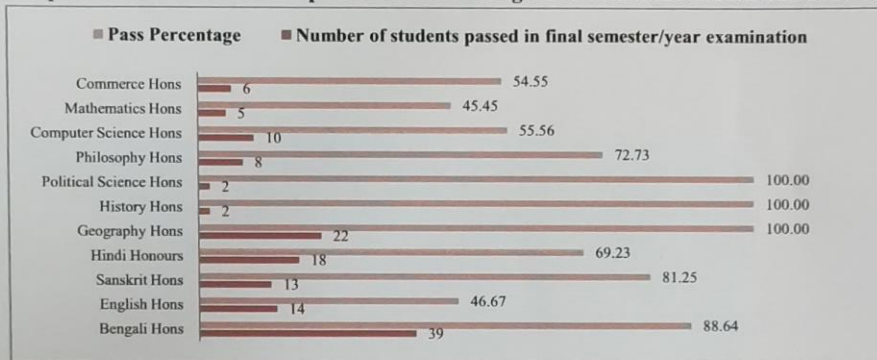
The following graph 1 represents the number of honours' students appeared in the final examination in 2017-18 followed by the number of students passed and percentage in final examination in 2017-18 in graph 2 and 3 respectively.

Graph 1: Number of students appeared in the final examination in 2017-18



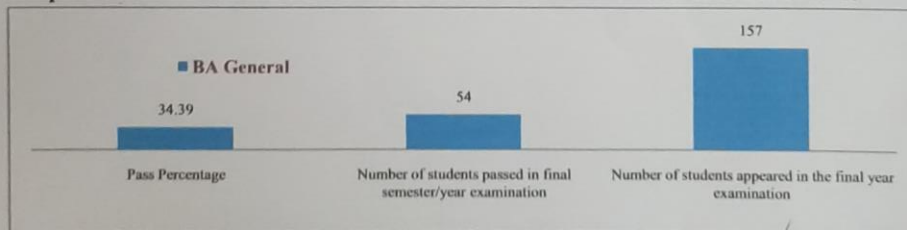
It shows that the highest number of students in final examination appeared lead to the students of Bengali department followed by English, Hindi and Geography department.

Graph 2: Number of students passed and Percentage in the final examination in 2017-18



The graph shows that the percentage results of the Geography, History, Political Science, English and Sanskrit was very impressive. The graph 6 represents the performance of BA general students of the college.

Graph 3: Performance of BA/B.Sc/B.Com students in the final examination in 2017-18



Shankar
7.8.2018
Principal
Bankar College