



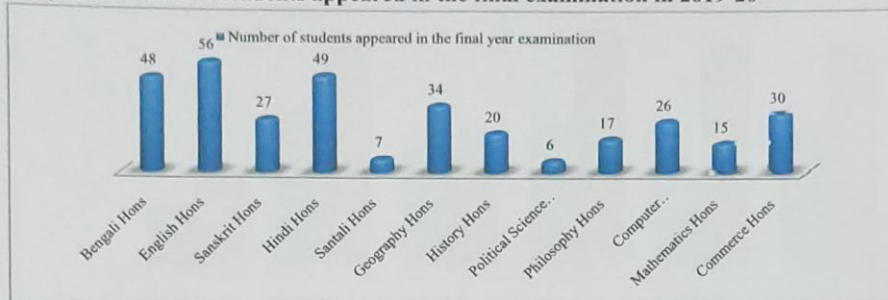
ANALYSIS OF RESULTS OF STUDENTS

SESSION: 2019-20

MANKAR COLLEGE

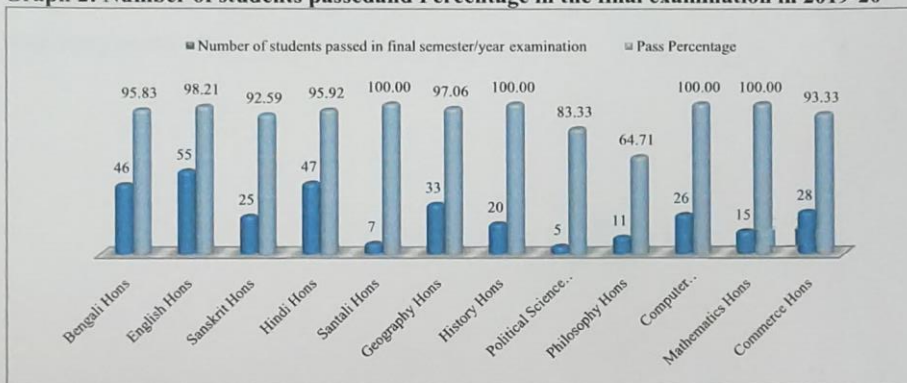
The following graph 1 represents the number of honours' students appeared in the final examination in 2019-20 followed by the number of students passed and percentage in final examination in 2019-20 in graph 2 and 3 respectively. It shows that the highest number of students appeared in the final examination lead to English department followed by Hindi and Bengali.

Graph 1: Number of students appeared in the final examination in 2019-20

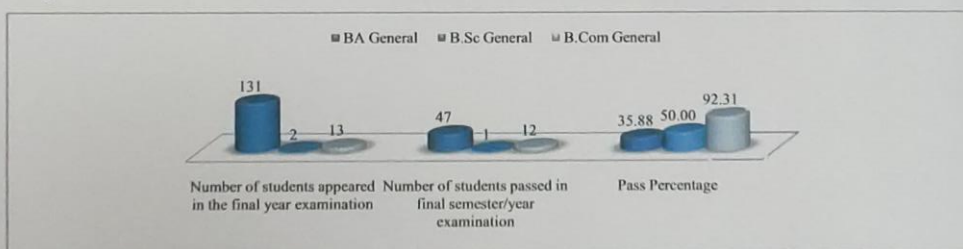


The number of students passed and the percentage of passed students in the final examination in 2019-20 have been showing in the following diagram. The overall results of all the departments were very impressive.

Graph 2: Number of students passed and Percentage in the final examination in 2019-20



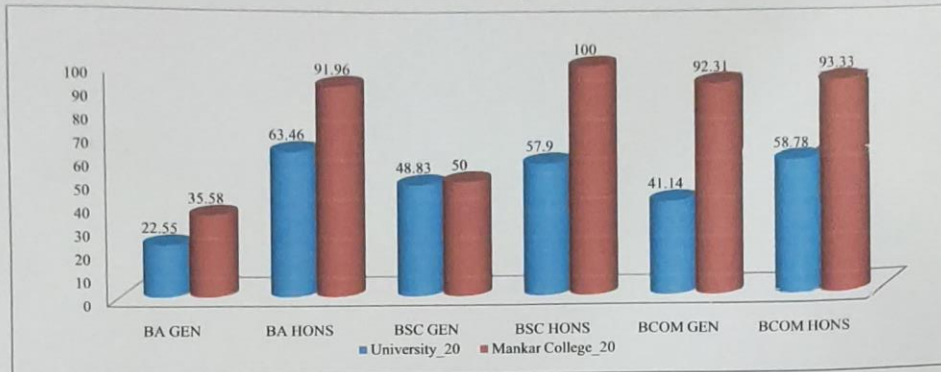
Graph 3: Performance of BA/B.Sc/B.Com students in the final examination in 2019-20



The above graph shows the overall performance of BA/B.Sc/BCom general students for the year of 2019-20.

The following graph represents the comparison between the University results (all stream) and Mankar College results.

Graph 4 Performance of Results between University and Mankar College



The overall performance of results between University (inclusion of all colleges) and Mankar college reflects that Mankar college have achieved or executed enhanced results compared to University results.



Shalika
29.10.20
Principal
Mankar College